



# FALL ARRESTORS

A range of retractable lifelines that reduces the shock loading on the body by limiting the distance of fall. Used in work inspection, general construction, maintenance, oil production, telecommunications, mining and confined work areas.

HARU® Fall Arrestors provide continuous protection against falls. The Fall Arrestor automatically extends and retracts to allow freedom of movement. Each unit includes anchorage and extension ropes.

HARU® Fall Arrestors are manufactured in a ISO 9001:2008 factory and all products are CE approved. Maximum safe capacity of 150kg.



Patented Safety Mechanism

FAHB03,5N

FAHB06N



FAHB10

FAHB06



FAHB15



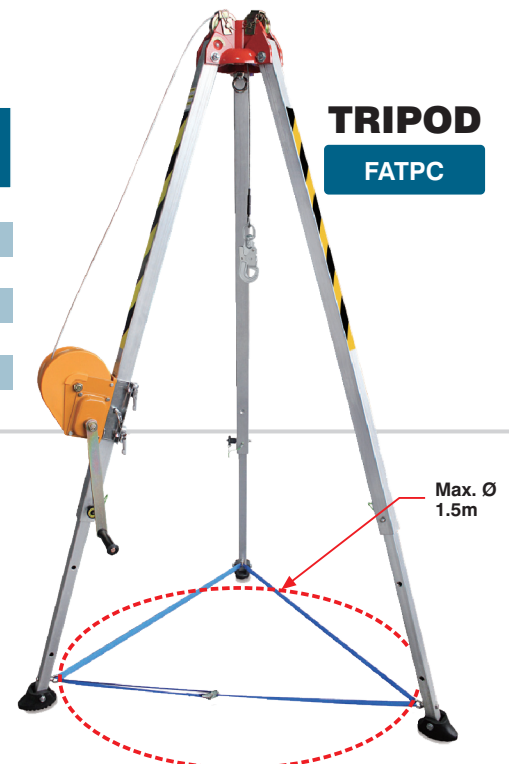
FAHB20

## SPECIFICATIONS - FALL ARRESTORS - EN360 APPROVED

Model Number	Type	Dia./Width of rope/webbing (mm)	Length (m)	Weight (kg)
FAHB03.5N	Nylon Webbing	25	3.5	1.6
FAHB06N	Nylon Webbing	25	6	1.6
FAHB06	Steel wire rope	4.0	6	4.5
FAHB10	Steel wire rope	4.0	10	4.8
FAHB15	Steel wire rope	4.0	15	6.6
FAHB20	Steel wire rope	4.0	20	8.6

## TRIPOD

FATPC



Max. Ø 1.5m

## SPECIFICATIONS - TRIPOD - EN795 APPROVED


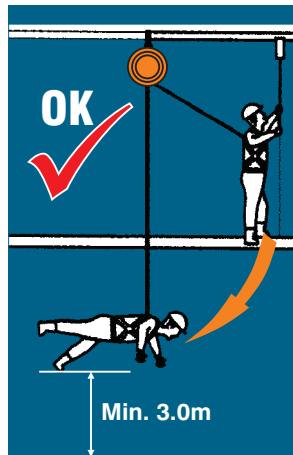
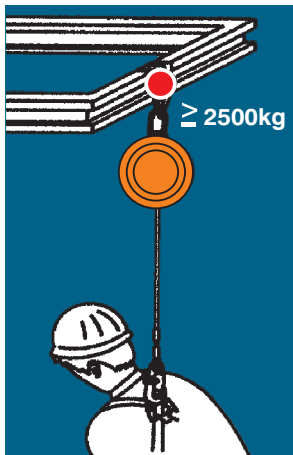
Model Number	Material	Height (M)	Wire Dia. x Length	Safe Load (kg)	Weight (kg)
FATPC	Aluminium	1.35 - 2.40	5mm x up to max. 30m	100	20.0 (Excl. Rope)

For confined space and rescue applications. Adjustable height. Additional cable pulley and point to attach to retractable lifeline. For manhole max. diameter 1.5m and under.



# FALL ARRESTORS

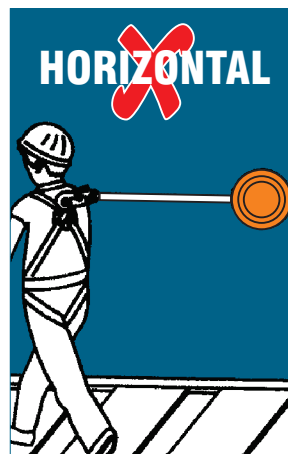
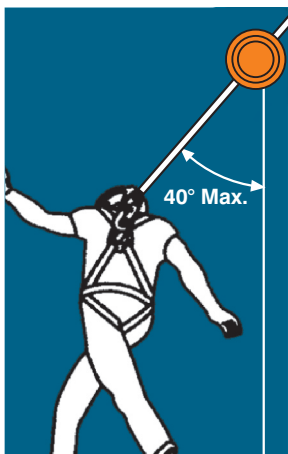
## Operating Guidelines



- Use a rigid anchor point capable of carrying at least 2500kg
- **DO NOT WORK ABOVE THE ANCHOR POINT**

- The minimum working height is calculated by adding 3.0m to the length of the fall of the rope

- The Fall Arrestor must be used in conjunction with a full body harness which conforms to EN361 and all connectors must conform to EN362



- Use at up to 40°
- **DO NOT WORK HORIZONTALLY TO THE FALL ARRESTOR**

### CAUTION!



Always read the instruction manual before use  
Always wear the correct safety gear

